

LEVEL5

CAPCOM®

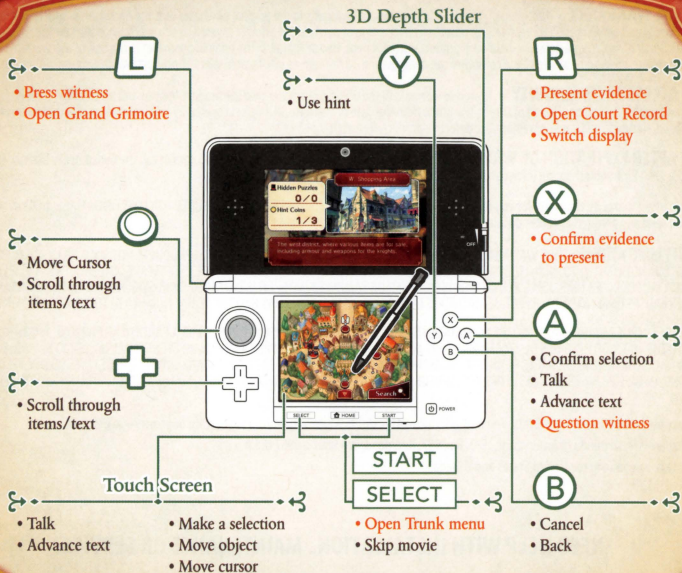


 PROFESSOR LAYTON™

VS Phoenix Wright™
Ace Attorney™

NINTENDO 3DS™

Controls



• Controls highlighted in orange are used in the courtroom.

• For more detailed information on controls, please refer to this software's electronic manual.







Puzzles

Use the Touch Screen to solve puzzles. When you're ready to submit your answer, select Submit. There is also a variety of other icons on-screen during a puzzle, explained to the right.



There are many different kinds of puzzles to be found in the town of Labyrinthia. For each kind, you'll have to read the description and instructions carefully in order to find the correct solution

The Icons at a Glance

-  Use a hint coin to get a hint about the puzzle (Super Hints cost two coins).
-  Quit the current puzzle and leave it for later.
-  Enable the Memo Function.
-  Start the puzzle again from the beginning.
-  Cancel your last action.
-  Submit your answer.

Note: The icons displayed on the puzzle screen vary according to the type of puzzle.

Trials

In order to save those accused of witchcraft, use the following commands to uncover the truth and secure a Not Guilty verdict.



Pressing a witness allows you more insight into their testimony. This can cause them to change their testimony and help uncover new evidence.



You can question a witness in order to hear their opinion on another witness's testimony. Look around using the magnifying glass to see if anyone is behaving suspiciously.



If you find that a testimony contradicts the evidence, you'll want to present a piece of evidence or a profile to point out the contradiction to the witness.

Extra Content

Internet



Connect to the Internet to unlock special episodes and art galleries! Extra content can only be accessed after completing the main game.

For information about connecting your Nintendo 3DS™/Nintendo 3DS XL system to the Internet, refer to the Operations Manual for your system.

Note: You can restrict online interaction via Parental Controls. For more information, refer to the Operations Manual for your system.

How to Unlock

- 1 After completing the main game, select Extra Content from the main menu.
- 2 Select a save file in which you have completed the game.

Note: Once the extra content has been unlocked, it will be saved onto all save files in which you've completed the game.

- 3 Select Unlock Content.
- 4 When the unlock procedure is complete, you will be able to view the content in Extra Content.

Nintendo

Nintendo of America Inc.
P.O. Box 957
Redmond, WA 98073-0957 U.S.A.
www.nintendo.com

100121A



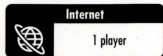
Product recycling information:
visit recycle.nintendo.com

PRINTED IN USA



The Official Seal is your assurance that this product is licensed or manufactured by Nintendo. Always look for this seal when buying video game systems, accessories, games and related products.

THIS GAME CARD WILL WORK ONLY WITH THE NINTENDO 3DS™ FAMILY OF SYSTEMS.



ALLOWS ONLINE PLAY THROUGH THE INTERNET.

FOR MORE INFORMATION, SEE THE BUILT-IN INSTRUCTION MANUAL

To view the built-in instruction manual, tap the button labeled "Manual" displayed on the HOME Menu.

NEED HELP PLAYING A GAME?

For game-play assistance, we recommend using your favorite Internet search engine to find tips for the game you are playing. Some helpful words to include in the search, along with the game's title, are: "walk through," "FAQ," "codes," and "tips."



© 2014 LEVEL-5 Inc. © CAPCOM CO., LTD. 2014

Trademarks are property of their respective owners. Nintendo 3DS is a trademark of Nintendo.

© 2014 Nintendo.

PLEASE CAREFULLY READ THE NINTENDO 3DS™ OPERATIONS MANUAL BEFORE USING YOUR SYSTEM, GAME CARD OR ACCESSORY. THIS MANUAL CONTAINS IMPORTANT HEALTH AND SAFETY INFORMATION.

IMPORTANT SAFETY INFORMATION: READ THE FOLLOWING WARNINGS BEFORE YOU OR YOUR CHILD PLAY VIDEO GAMES.

 WARNING - 3D FEATURE ONLY FOR CHILDREN 7 AND OVER

Viewing of 3D images by children 6 and under may cause vision damage. Use the Parental Control feature to restrict the display of 3D images for children 6 and under. See the Parental Controls section in the Nintendo 3DS Operations Manual for more information.

 WARNING - SEIZURES

- Some people (about 1 in 4000) may have seizures or blackouts triggered by light flashes or patterns, and this may occur while they are watching TV or playing video games, even if they have never had a seizure before.
- Anyone who has had a seizure, loss of awareness, or other symptom linked to an epileptic condition should consult a doctor before playing a video game.
Parents should watch their children play video games. Stop playing and consult a doctor if you or your child has any of the following symptoms:

Convulsions
Altered vision

Eye or muscle twitching
Involuntary movements

Loss of awareness
Disorientation

To reduce the likelihood of a seizure when playing video games:

1. Sit or stand as far from the screen as possible.
2. Play video games on the smallest available television screen.
3. Do not play if you are tired or need sleep.
4. Play in a well-lit room.
5. Take a 10 to 15 minute break every hour.

 WARNING - EYESTRAIN AND MOTION SICKNESS

Playing video games can result in eyestrain after a sustained period of time, and perhaps sooner if using the 3D feature. Playing video games can also result in motion sickness in some players. Follow these instructions to help avoid eyestrain, dizziness, or nausea:

- Avoid excessive play. It is recommended that parents monitor their children for appropriate play.
- Take a 10 to 15 minute break every hour, or every half hour when using the 3D feature, even if you don't think you need it. Each person is different, so take more frequent and longer breaks if you feel discomfort.
- If your eyes become tired or sore while playing, or if you feel dizzy or nauseated, stop and rest for several hours before playing again.
- If you continue to have any of the above symptoms, stop playing and see a doctor.

WARNING - REPETITIVE MOTION INJURIES

Playing video games can make your muscles, joints, or skin hurt. Follow these instructions to avoid problems such as tendinitis, carpal tunnel syndrome or skin irritation:

Avoid excessive play. Parents should monitor their children for appropriate play.

- Take a 10 to 15 minute break every hour, even if you don't think you need it.
- When using the stylus, you do not need to grip it tightly or press it hard against the screen. Doing so may cause fatigue or discomfort.
- If your hands, wrists, or arms become tired or sore while playing, or if you feel symptoms such as tingling, numbness, burning or stiffness, stop and rest for several hours before playing again.
- If you continue to have any of the above symptoms or other discomfort during or after play, stop playing and see a doctor.

IMPORTANT LEGAL INFORMATION

This Nintendo game is not designed for use with any unauthorized device. Use of any such device will invalidate your Nintendo product warranty. Copying of any Nintendo game is illegal and is strictly prohibited by domestic and international intellectual property laws. "Back-up" or "archival" copies are not authorized and are not necessary to protect your software. Violators will be prosecuted. REV-E

WARRANTY & SERVICE INFORMATION

You may need only simple instructions to correct a problem with your product. Try our website at support.nintendo.com or call our Consumer Assistance Hotline at 1-800-255-3700, rather than going to your retailer. Hours of operation are 6 a.m. to 7 p.m., Pacific Time, Monday - Sunday (times subject to change). If the problem cannot be solved with the troubleshooting information available online or over the telephone, you will be offered express factory service through Nintendo. Please do not send any products to Nintendo without contacting us first.

HARDWARE WARRANTY • Nintendo of America Inc. ("Nintendo") warrants to the original purchaser that the hardware product shall be free from defects in material and workmanship for twelve (12) months from the date of purchase. If a defect covered by this warranty occurs during this warranty period, Nintendo will repair or replace the defective hardware product or component, free of charge.* The original purchaser is entitled to this warranty only if the date of purchase is registered at point of sale or the consumer can demonstrate, to Nintendo's satisfaction, that the product was purchased within the last 12 months.

GAME & ACCESSORY WARRANTY • Nintendo warrants to the original purchaser that the product (games and accessories) shall be free from defects in material and workmanship for a period of three (3) months from the date of purchase. If a defect covered by this warranty occurs during this three (3) month warranty period, Nintendo will repair or replace the defective product, free of charge.*

SERVICE AFTER EXPIRATION OF WARRANTY • Please try our website at support.nintendo.com or call the Consumer Assistance Hotline at 1-800-255-3700 for troubleshooting information and repair or replacement options and pricing.*

*In some instances, it may be necessary for you to ship the complete product, **FREIGHT PREPAID AND INSURED FOR LOSS OR DAMAGE**, to Nintendo. Please do not send any products to Nintendo without contacting us first.

WARRANTY LIMITATIONS • THIS WARRANTY SHALL NOT APPLY IF THIS PRODUCT: (a) IS USED WITH PRODUCTS NOT SOLD OR LICENSED BY NINTENDO (INCLUDING, BUT NOT LIMITED TO, NON-LICENSED GAME ENHANCEMENT AND COPIER DEVICES, ADAPTERS, SOFTWARE, AND POWER SUPPLIES); (b) IS USED FOR COMMERCIAL PURPOSES (INCLUDING RENTAL); (c) IS MODIFIED OR TAMPERED WITH; (d) IS DAMAGED BY NEGLIGENCE, ACCIDENT, UNREASONABLE USE, OR BY OTHER CAUSES UNRELATED TO DEFECTIVE MATERIALS OR WORKMANSHIP; OR (e) HAS HAD THE SERIAL NUMBER ALTERED, DEFACED OR REMOVED.

ANY APPLICABLE IMPLIED WARRANTIES, INCLUDING **WARRANTIES OF MERCHANTABILITY** AND FITNESS FOR A PARTICULAR PURPOSE, ARE HEREBY LIMITED IN DURATION TO THE WARRANTY PERIODS DESCRIBED ABOVE (12 MONTHS OR 3 MONTHS, AS APPLICABLE). IN NO EVENT SHALL NINTENDO BE LIABLE FOR CONSEQUENTIAL OR INCIDENTAL DAMAGES RESULTING FROM THE BREACH OF ANY IMPLIED OR EXPRESS WARRANTIES. SOME STATES DO NOT ALLOW LIMITATIONS ON HOW LONG AN IMPLIED WARRANTY LASTS OR EXCLUSION OF CONSEQUENTIAL OR INCIDENTAL DAMAGES, SO THE ABOVE LIMITATIONS MAY NOT APPLY TO YOU.

This warranty gives you specific legal rights. You may also have other rights which vary from state to state or province to province.

Nintendo's address is: Nintendo of America Inc., P.O. Box 957, Redmond, WA 98073-0957 U.S.A.

This warranty is only valid in the United States and Canada.

NEED HELP WITH INSTALLATION, MAINTENANCE OR SERVICE?

Nintendo Customer Service
SUPPORT.NINTENDO.COM

or call **1-800-255-3700**